

EERAdata DATA-DRIVEN DECISION-SUPPORT TO INCREASE ENERGY EFFICIENCY THROUGH RENOVATION IN EUROPEAN BUILDING STOCK

Influencing decision-making processes in public energy efficiency projects: wider benefits as a driver for deep building renovation

Sustainable Places 2021

Sebastian Botzler
Technical University Munich



This project has received funding from the European Union's Horizon 2020 research and innovation programme under grant agreement No 847101



The EERAdata Project

- EERAdata operationalises the Energy Efficiency First principle by assessing and quantifying relevant technical, economic, socio-economic and environmental variables, indicators and impacts across relevant sectors and markets.
- European Horizon 2020 Research Project from 2019 until 2021
- 9 Partners, 6 Countries, 3 Climate-Areas, 1 Decision-Support Tool
- 3 Practical partners case study data and test cases:
 - Andalusia, Spain
 - Copenhagen, Denmark
 - Velenje, Slovenia



Outputs of EERAdata

1. Scientific calculation methodologies to assess energy efficiency benefits in the economic, social and environmental sectors
2. Parameter and indicator list for socio-economic and LCA assessment
3. Decision Support Software which is supporting decisions through wider benefits assessment
4. Comprehensive database with default and proxy values
5. Implementing Guidelines



Municipalities as rolemodel

“Municipalities have a uniquely role to encourage and deploy energy efficiency measures”
[IPEEC]

“Given the local nature of buildings and related policy environments, cities and regions are key actors to champion energy efficiency in buildings.” [OECD]

Municipalities have the unique ability

- to pilot innovative approaches and technologies,
- to leverage their authority on building regulations and public procurement.
- to effectively communicate to their citizens

Municipalities are also:

- the closest level of government to the people.
- politically obliged to invest in EE [EU directives, national law, climate change goals)
- consumers, managers of energy networks, and potential energy producers.



Wider Benefits Assessment as a driver

1. City governments must develop the **right policy framework for implementation.**
 - Assessment of socio-economic benefits creates broad factbase on all effects
Energy Efficiency
 - Wider benefits help to create a long-term strategy, tackling policies and political goal
 - Wider benefits assess the impact of building energy efficiency on the full scale of public services and intervention on: social, environmental and economic level
2. Local budgets must be reallocated towards energy efficiency projects
 - Monetisation of wider benefits leads to lower payback periods
 - Several revenue streams can be quantified
 - Macro- and microeconomic impact will be assessed



Wider Benefits Assessment as a driver

3. Municipalities must **increase capacity**, awareness, or knowledge to identify energy efficiency opportunities, shape policies, and leverage investments.
 - The EERAdata software shows the mutual dependencies and directness of effects
 - The used methodology is very transparent and shows the probability of effects and visualises them in easy to understand bar charts and numbers
4. Municipalities must be made aware of the **opportunity** energy efficiency represents.
 - Quantification, ranking and evaluation of the single impacts of building energy efficiency helps to show opportunities, potential specifically for a single building and the municipality
 - Practical application, best practice examples and case studies also generate numbers that show the full potential of building renovation



Challenges of Wider Benefit assessment

- Big data gaps, especially in social effects
- Existing data is :
 - uncertain and barely available on local or building level
 - mostly from national or international studies, experiments or theoretical models
 - very specific (medical treatment, influence of indoor climate etc
 - Scattered from different sources, departments, locations
- Lack of experience and rarely integrated in planning and decision making
- Lack of best practice examples
- Creation of new data takes time and is complex
- No holistic models available yet



The EERAdata

Decision Support Tool



This project has received funding from the European Union's Horizon 2020 research and innovation programme under grant agreement No 847101

EERAdata DST Integration

- Integration of the tool into existing environments
- Integration into work-flows
- Integration into data-streams
- Integration into existing policies
- Integration within the data protection of the municipality / region



This project has received funding from the European Union's Horizon 2020 research and innovation programme under grant agreement No 847101

Collecting data

Real data (From Municipality)

Data describing the project building

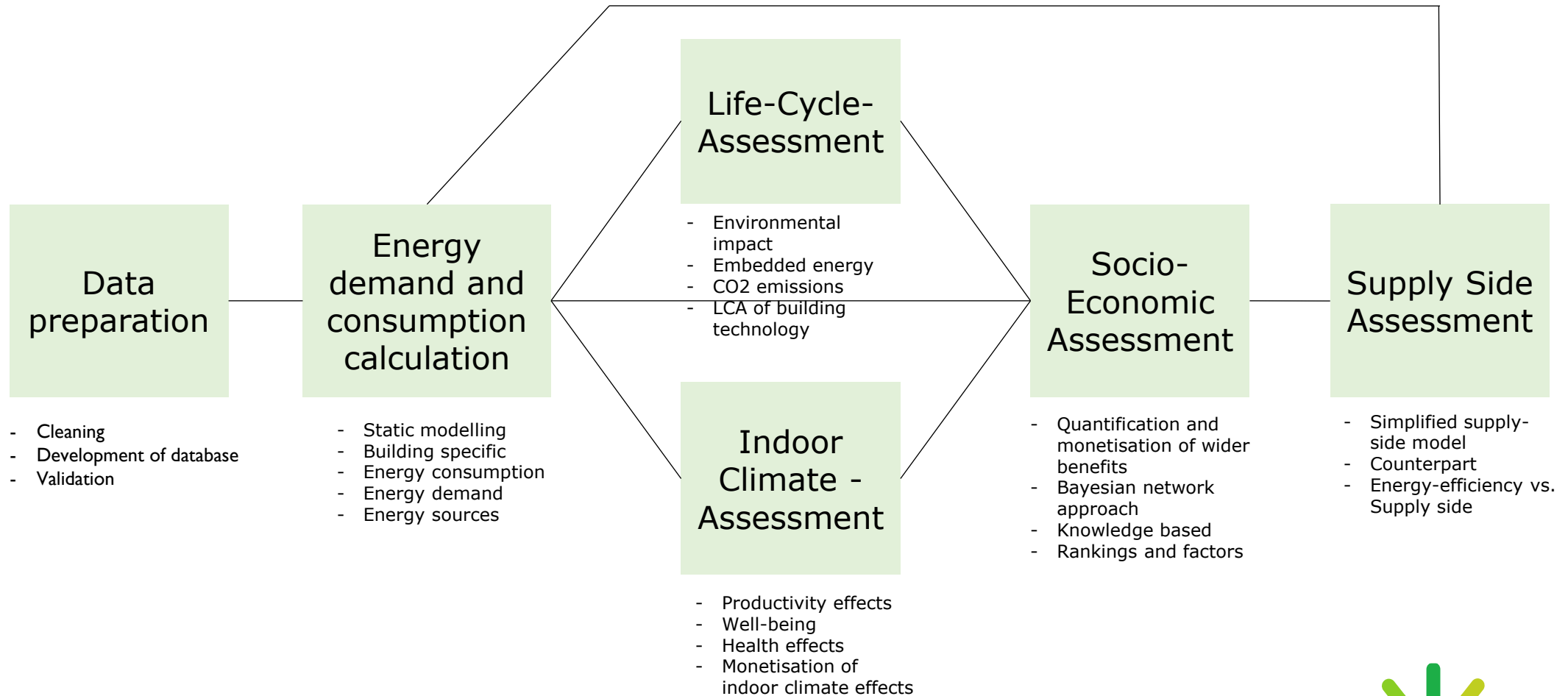
e.g. coordinates, building materials, geometry, fuel source, heating system, ventilation system, window size, occupancy, lighting system, energy use, electricity use, building age, internal temperatures, etc.)

Default data (from EERAdata)

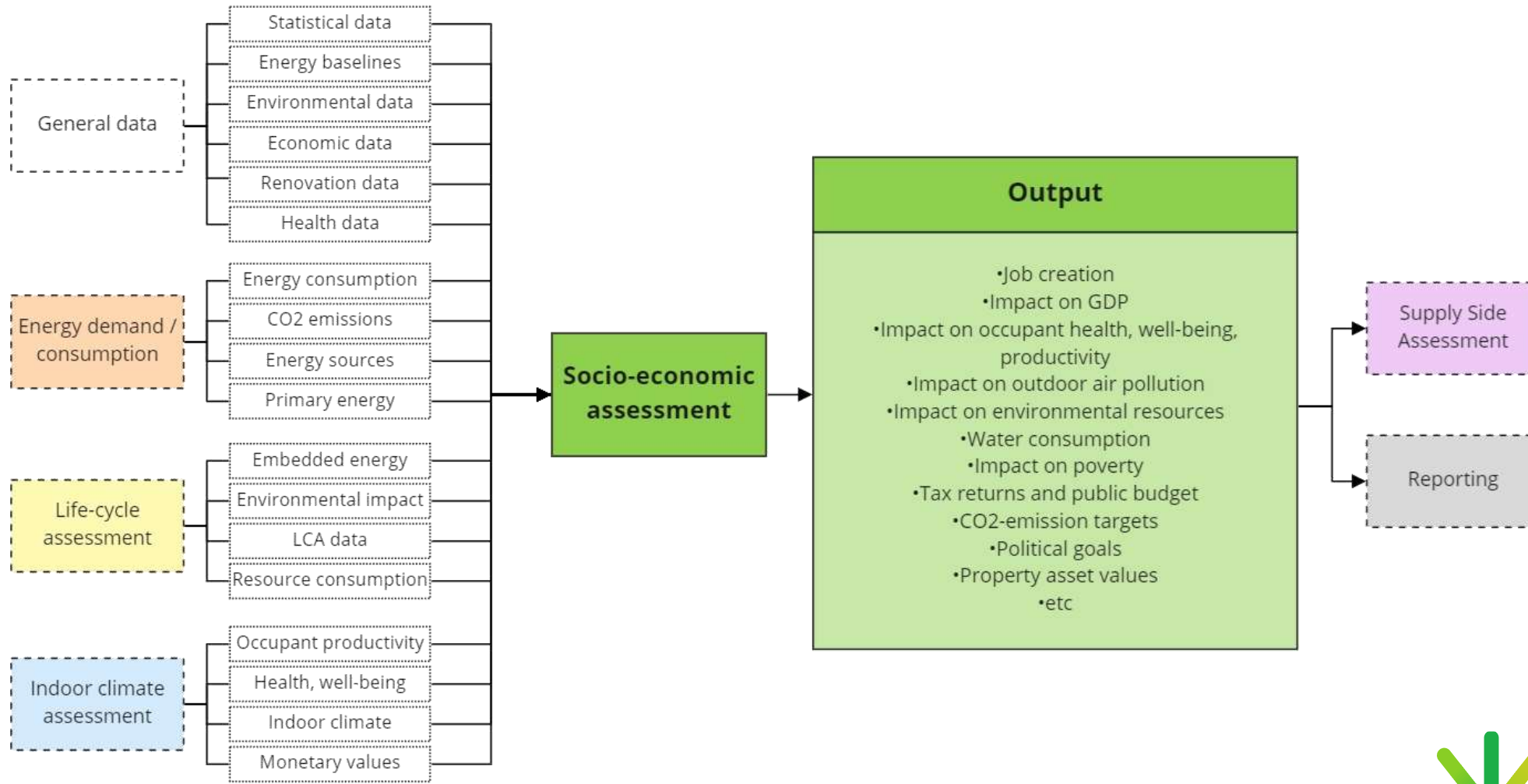
We define defaults for all datasets, in case the municipality does not monitor or assess the parameters. Defaults are based on international values or scientific models and will be adjusted to the local characteristics and building types



What do we assess?



Socio-economic module



Modelled topics

- **Energy cost estimation:** Heating and electricity cost assessment €/m²year
- **Particulate Matter Emissions:**
PM10 emissions per energy source g/kWh*year, g/Building*year
- **CO2 Cost assessment:** Assessment of social CO2 cost, Emission Trading cost and National CO2 Tax costs
- **Job creation through energy efficiency investment:** Assessment of numbers of jobs created for the total project investment
- **Tax returns for public energy efficiency investment:** Trade and Income tax returns for the municipality
- **Risk of fuel poverty through household energy cost:** Alleviation of fuel poverty through energy cost savings



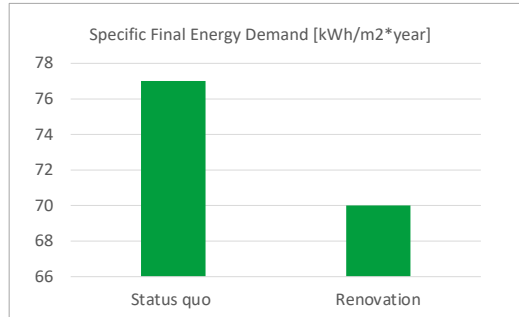
Case Study: Applied Energy efficiency measures

Measures to improve the envelope		
Type of measure	Depth	Values
Add insulation to roof	Ambitious renovation	U-Value: 0,2 W/m ² K Material: XPS
Add insulation to exterior walls	Ambitious renovation	U-Value: 0,19 W/m ² K Material: XPS
Exchange windows	nZEB renovation	U-Value: 0,8 W/m ² K g-Value: 0,4
Add External shading devices	nZEB renovation	Blinds between panes Shading factor: 0,15
Measures to improve the building technology		
Type of measure	Depth	Energy efficiency
Add air conditioning system	Quality class 2, fan efficiency increased	added energy consumption, tbd
Upgrade heating system	Biomass (10% share of non-renewable energy to harvest biomass)	Efficiency Number: 1.52 Primary Energy Factor: 0.4
Upgrade water heating system	Biomass (10% share of non-renewable energy to harvest biomass)	Efficiency Number: 1.52 Primary Energy Factor: 0.4



First Results: Energy demand

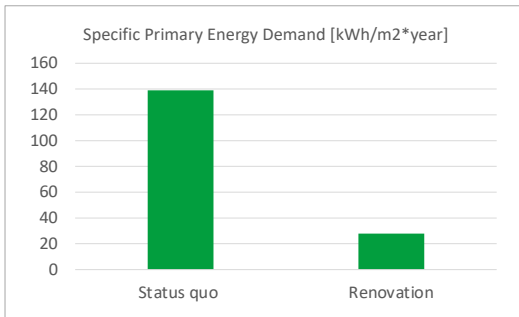
Final Energy Demand (kWh/m²*year)



Data tables

Final Energy demand	kWh/m ² *year	kWh/year
Status quo	77	501,270
Renovation	70	455,700

Primary Energy Demand (kWh/m²*year)



Data tables

Primary Energy demand	kWh/m ² *year	kWh/year
Status quo	139	904,890
Renovation	28	182,280



This project has received funding from the European Union's Horizon 2020 research and innovation programme under grant agreement No 847101

Results: Socio-economic module

List of benefits for case study

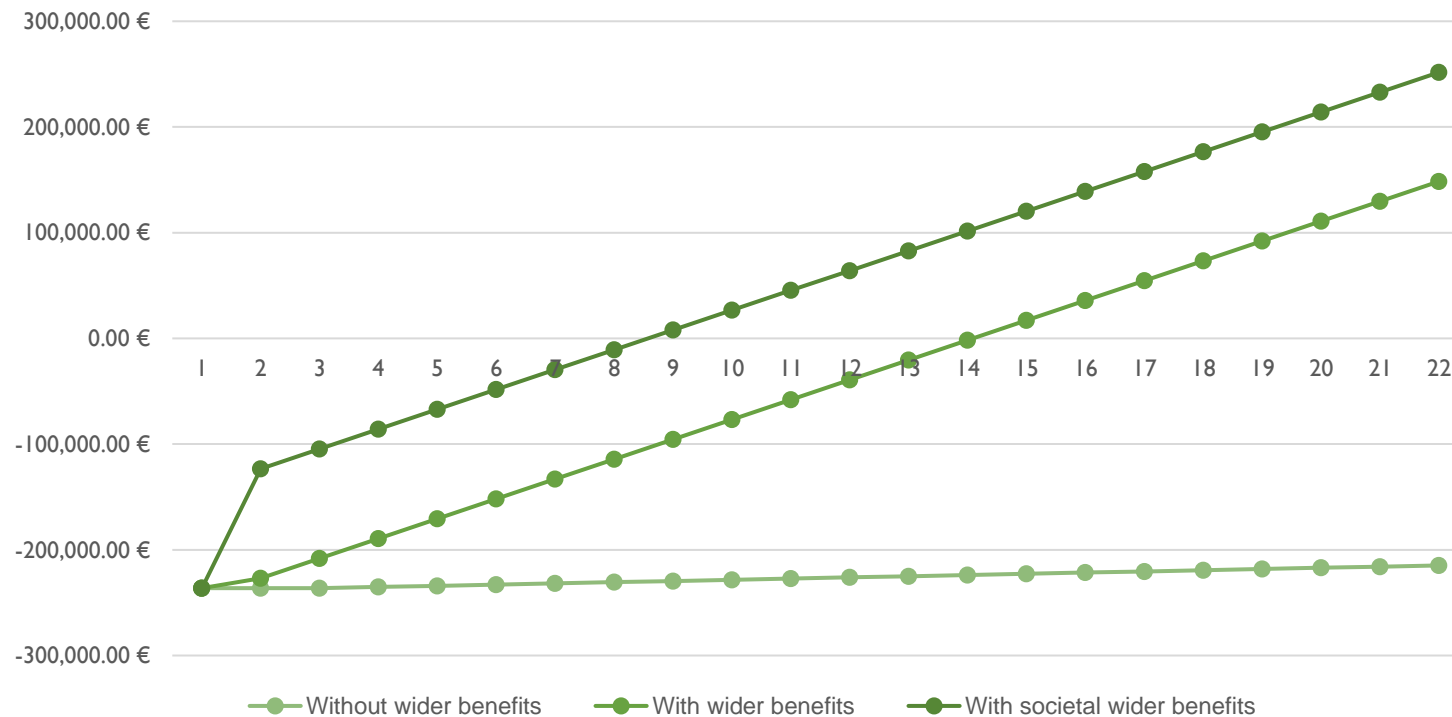
Energy related savings	Result	20 year assessment
Total Heating cost savings for selected building €/year	1,139.25 €	22,785.00 €
Total Electricity cost savings for selected building €/year	tbd	tbd
Socio-economic savings	Result	20 year assessment
Total CO ₂ cost (ETS, Tax, Social) savings /year	17,621.19 €	352,423.87 €
Trade tax return to public budget € - one-time benefit	2,468.24 €	2,468.24 €
Total income tax returns for real building size €	7,126.62 €	7,126.62 €
Societal socio-economic savings	Result	20 year assessment
Reduced unemployment spending / year	112,969.86 €	112,969.86 €



This project has received funding from the European Union's Horizon 2020 research and innovation programme under grant agreement No 847101

Results: Payback Periods

	Payback time (years)
Payback time including societal benefits	6.57
Payback time including socio-economic benefits	12.09
Payback time without wider benefits	140.20



This project has received funding from the European Union's Horizon 2020 research and innovation programme under grant agreement No 847101

Thank you

Contact:

Sebastian Botzler

Technical University of Munich

botzler@tum.de



This project has received funding from the European Union's Horizon 2020 research and innovation programme under grant agreement No 847101